



# CDav module for Dolibarr

## Introduction

This module for Dolibarr 7.0/8.0/9.0 add CardDAV / CalDAV and ICS synchronization. It uses included [Sabre/DAV](<http://sabre.io/dav/>) library.

## Features

- Read and Edit calendars through CalDAV
- Read and Edit address Books through CardDAV
- Read calendars through ICS Full version or only Free/Busy (hide details)
- Access Dolibarr documents through WebDAV (if admin)
- New option in version 2.x : automatic tasks generation in projects with services from linked Propositions and/or Orders, and sync tasks as tasks and/or events (multiple participants feature)

Each user can access his/her contacts address book (public and own private contacts), his/her own calendar and other users calendars according to his/her rights.

Dolibarr contact informations fill personal informations in client software cards (including contact photo).

Third party informations (to which contact is attached) fill professional informations in client software cards.

Cards updated in client software fill only Dolibarr contacts (not Society).

It is possible to select which contacts to sync with CDAV\_CONTACT\_TAG configuration value in Home / Setup / Other setup. Enter a contact tag value and then only contacts with this tag will be synced (empty value for all).

Calendar records with "Status / Percentage" set to "Not applicable" are converted to events in CalDAV (VEVENT), others are converted to tasks (VTODO).

**Note** : recurring events are not handled (Dolibarr does not handle them nor).

Tasks durations are retrieved from service's card if defined (minutes, hours, days or weeks only), otherwise, from documents extra field filled in.

## Module setup

To configure this module, go to “Home”, then from the option menu :

“Configuration” → “Modules” → “Cdav” (in Interfaces Modules list) : click the gear wheel symbol at the end of the line to enter setup.

### Configuration detail

\* generate tasks from linked document(s) OR not

- \* synchronize project tasks as calendar events AND/OR todo tasks
- \* set up of 3 initial tasks that will appear before services coming from document(s)
- \* set up of 3 final tasks that will appear after services coming from document(s)
- \* define user role in project to select user to which attribute on generated tasks from document(s)
- \* define user role on new project task creation
- \* define start and end time of a working day (to indicate the beginning of the day, and for tasks whose duration is specified in days)
- \* restrict services to be converted as task by specifying a tag
- \* force generation of tasks for each service lines from attached documents with cdav duration if tag filter is missing or not specified



## CDav Setting Value

desc	value
<b>Sync token</b> Change it to force client to resync	<input type="text" value="5ea55d82"/>
<b>Contacts filter</b> Contact tag to restrict contacts to sync, leave blank to sync all	<input type="text" value=""/>
<b>Period to sync</b> Number of days to sync before and after today	In past: <input type="text" value="31"/> days In future: <input type="text" value="365"/> days
Project tasks synchronization	
<b>Enable project tasks sync</b> How to synchronize project tasks	<input type="text" value="Sync as calendar events and todo tasks"/>
<b>Generate tasks from documents</b> Generate project tasks for each service lines from attached documents (proposals or orders) on project validation. Only the latest documents are used in case of inheritance	<input type="text" value="Yes"/>
<b>Generate initial tasks from services</b> Generate project initial tasks for each selected services on project validation.	Ref. or label : <input type="text" value="CHECK"/> Ref. or label : <input type="text" value=""/> Ref. or label : <input type="text" value=""/>
<b>Generate final tasks from services</b> Generate project final tasks for each selected services on project validation.	Ref. or label : <input type="text" value="MES"/> Ref. or label : <input type="text" value=""/> Ref. or label : <input type="text" value=""/>
<b>Project user role</b> User role in project to select user to attribute on generated tasks from documents	<input type="text" value="Chef de Projet"/>
<b>Project task user role</b> User role on new project task creation	<input type="text" value="Intervenant"/>
<b>Project task working hours</b> Start and end time of a working day	Beginning at: <input type="text" value="6"/> hour Ending at: <input type="text" value="20"/> hour
<b>Services filter TAG</b> Service tag to restrict services to be converted as task, leave blank to sync all	<input type="text" value="Flags &gt;&gt; Task"/>

# Usage


1/ Manually create a project, link it to a third party society, and set up the date ; leave it in draft status

2/ Contact tab : Affect contact(s) with correct role

3/ Overview tab : Attach (or create) document(s) : proposals or orders including concerned services ; if none, only initial and final tasks will be generated.  
Concerned services are those whose flag (according to setup) is checked, or those duration (extra field) has been filled in into linked documents (proposals or orders)

4/ Project tab :Validate project to generate tasks

5/ You can use your CalDAV client software to retrieve and drag-drop events if necessary



SuperAdmin

Search

Bookmarks

Projects

New project

List

Statistics

Tags/categories

Tasks/activities

New task

List

Statistics

Time spent

Dolibarr 9.0.2

Home

Memb...

Third ...

Produ...

Projec...

Comm...

Billing...

Bank...

Accou...

HRM

Docu...

Agend...

Tools

Point ...

Project

Project

Project contacts 1

Tasks

Time spent

Overview

Notes

Linked files

Events/Agenda

PJ1904-00005

My Project

Third Party : P5 - Centre

Back to list

Draft

Visibility	Project contacts	Description
Start date - End date	22/04/2019 - ?	Tags/categories
Budget		

Send email

Modify

Validate

Clone

Delete

Linked files

Doc template

template\_project.odt

Generate

None

Latest 10 linked events

See all

Create event

Ref.	By	Type	Title	Date
None				

1/ Manually create a project, link it to a third party society, and set up the date ; leave it in draft status

SuperAdmin

Search

Bookmarks

**Projects**

New project

List

Statistics

Tags/categories

**Tasks/activities**

New task

List

Statistics

**Time spent**

Dolbar 9.0.2

Home

Memb...

Thir...

Produ...

Projec...

Comm...

Billing...

Bank [...]

Accou...

HRM

Docu...

Agend...

Tools

Point...

Project

Project

Project contacts 1

Tasks

Time spent

Overview

Notes

Linked files

Events/Agenda

PJ1904-00005

My Project

Third Party : P5 - du Centre

Back to list

Draft

Visibility	Project contacts	Description
Start date - End date	22/04/2019 - ?	Tags/categories
Budget		

Nature	Third Party	Users/Contacts/Addresses	Contact type
Users	Befox SARL	SuperAdmin	Contributor
Third party contacts	du Centre		Contributor

Nature	Third Party	Users/Contacts/Addresses	Contact type	Status
User	Befox SARL	Technicien	Project leader	

2/ Project contacts tab : Affect contact(s) with correct role

SuperAdmin

Search

Bookmarks

**Projects**

- New project
- List
- Statistics
- Tags/categories

**Tasks/activities**

- New task
- List
- Statistics

**Time spent**

Dolibarr 9.0.2

Home

Memb...

Third...

Produ...

Projec...

Comm...

Billing...

Bank...

Accou...

HRM

Docu...

Agend...

Tools

Point...

Project

Project

Project contacts

Tasks

Time spent

Overview

Notes

Linked files

Events/Agenda

PJ1904-00005

My Project

Third Party : PS - du Centre

Back to list

Draft

Visibility	Project contacts	Description
Start date - End date	22/04/2019 - ?	Tags/categories
Budget		

From

to

Refresh

Profit

Element	Number	Amount (net of tax)	Amount (inc. tax)
	Profit	0.00	0.00

List of the commercial proposals related to the project

Select element

Link to element

Create proposal

Ref.	Date	Third Party	Amount (net of tax)	Amount (inc. tax)	Status
------	------	-------------	---------------------	-------------------	--------

List of customer orders related to the project

Select element

Link to element

Create Order

Ref.	Date	Third Party	Amount (net of tax)	Amount (inc. tax)	Status
------	------	-------------	---------------------	-------------------	--------

List of customer invoices related to the project

Create Invoice

Ref.	Date	Third Party	Amount (net of tax)	Amount (inc. tax)	Status
------	------	-------------	---------------------	-------------------	--------

3/ Overview tab : Attach document(s) : proposals or orders including at least 1 concerned service



SuperAdmin

Home Memb... Third ... Produ... Projec... Comm... Billing... Bank [...] Accou... HRM Docu... Agend... Tools Point ...

Project Project Project contacts 1 Tasks Time spent Overview Notes Linked files Events/Agenda

**PJ1904-00005** Back to list < >

My Project  
Third Party : P5 - du Centre Draft ☐

Visibility	Project contacts	Description
Start date - End date	22/04/2019 - ?	Tags/categories
Budget		

Validate project

Are you sure you want to validate this project?

Yes No

Modify Validate Clone Delete

Linked files

Type	Title	Date
Doc templa		
None		

Create event +

My Dashboard

Setup

- Company/Organization
- Modules/Applications
- Menus
- Display
- Translation
- Default values/filters/sorting
- Widgets
- Alerts
- Security
- Limits and accuracy
- PDF
- Emails
- SMS
- Dictionaries
- Other Setup

Admin Tools

Users & Groups

Dolbar 9.0.2

4/ Project tab :Validate project generate tasks → all tasks will begin at the starting date of the project, at the beginning hour of the working day



Search

Bookmarks

## Projects

New project

List

Statistics

Tags/categories

## Tasks/activities

New task

List

Statistics

## Time spent

Dolbarr 9.0.2

[Project](#) [Project](#) [Project contacts](#) [Tasks](#) [Time spent](#) [Overview](#) [Notes](#) [Linked files](#) [Events/Agenda](#)

PJ1904-00005

[Back to list](#) < >

My Project

Third Party : P5 - du Centre

Open

Visibility	Project contacts
Start date - End date	11/04/2019 00:00 - ?
Budget	

Description	
Tags/categories	

List of tasks

[Go to Gantt view](#) [Create task](#)

Tasks assigned to:

Ref. task	Label task	Start date	End date	Planned workload	Time spent	Calculated progress	Declared progress
TK1904-00012	Checks before intervention	11/04/2019 06:00	11/04/2019 07:00		-->--		==
TK1904-00013	Installation	11/04/2019 06:00	12/04/2019 20:00		-->--		==
TK1904-00014	More things :	11/04/2019 06:00	11/04/2019 08:00		-->--		==
TK1904-00015	Getting started	11/04/2019 06:00	11/04/2019 08:00		-->--		==

tech

Task

Card

Contacts task 1

Time spent ...

Notes 1

Linked files

TK1904-00013

Installation

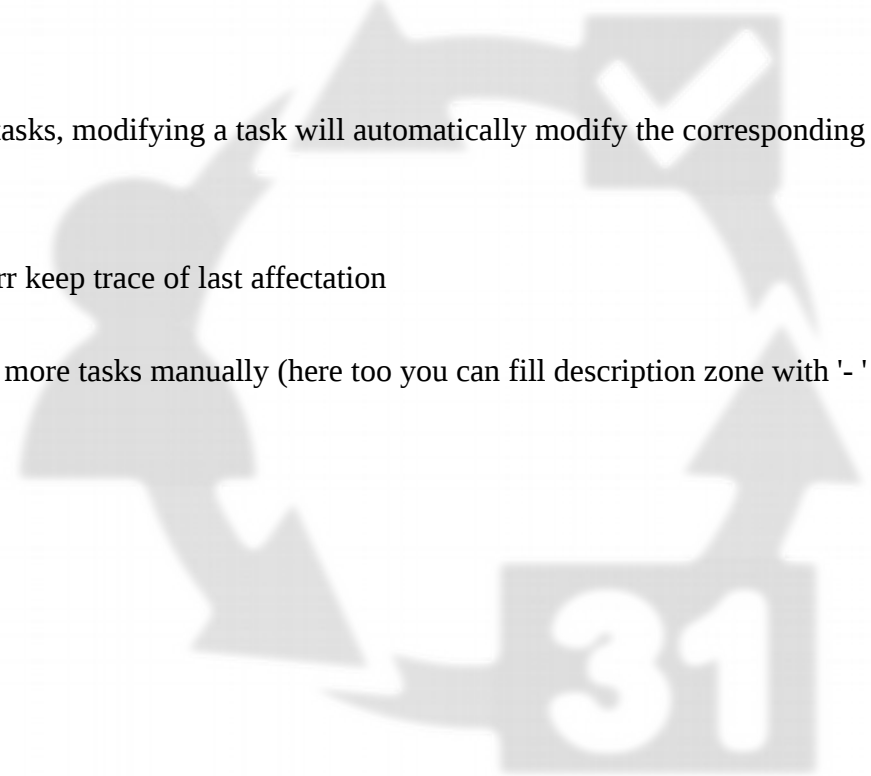
Back to list < >

Child of task		Declared progress	0 %
Start date - End date	11/04/2019 06:00 - 11/04/2019 20:00	Calculated progress	0 %
Planned workload	0		
Description	<input type="checkbox"/> fixation <input type="checkbox"/> connection		

5/ You can use your CDAV client software to retrieve and drag-drop events if necessary (all affected users will receive modification)

# Notes

- \* Multi-day durations tasks are maintained as a single task, eg from 31/07/2018 at 8am to 02/08/2018 at 7pm
- \* Duration of service are not used for populate "Planned workload" field of tasks, but only for specify its ending hour
- \* Description of services are useful to create subtasks if sequences of dash character followed by a space ( - ) are detected at the beginning of a line ; if you use android apps like DAVx<sup>5</sup> (CalDAV/CardDAV Synchronization and Client) and Tasks (Keep track of your list of goals) you will be able to use check-boxes for these tasks
- \* If you chose to synchronize project tasks as calendar events AND todo tasks, modifying a task will automatically modify the corresponding event and reciprocally. All affected users will receive modifications.
- \* Tasks can be modified from client application but not canceled : Dolibarr keep trace of last affectation
- \* After generating tasks, you can modify/complete each of them or create more tasks manually (here too you can fill description zone with ' - ' at the beginning of lines to create subtasks)



# Help improvements

If you find the module is useful and want to finance improvements, please consider to pay it on [Dolistore] (<https://www.dolistore.com/modules/526-Synchronisation-CardDAV---CalDAV---ICS.html>)

## How to install

PHP between 5.5.x and 7.0.x is required.

Dolibarr native calendar module must be activated *\*before\** installing CDav module.

\* Clone repository `_git clone https://github.com/Befox/cdav.git_` and install cdav directory in dolibarr/htdocs/

\* Or unzip [last release](<https://github.com/Befox/cdav/archive/master.zip>), rename `_cdav-master_` to `_cdav_` and copy it into dolibarr/htdocs/

Enable CDav module in Interfaces Modules list.

It would add a link in Agenda left menu and in Contacts left menu to access DAV / ICS URLs.

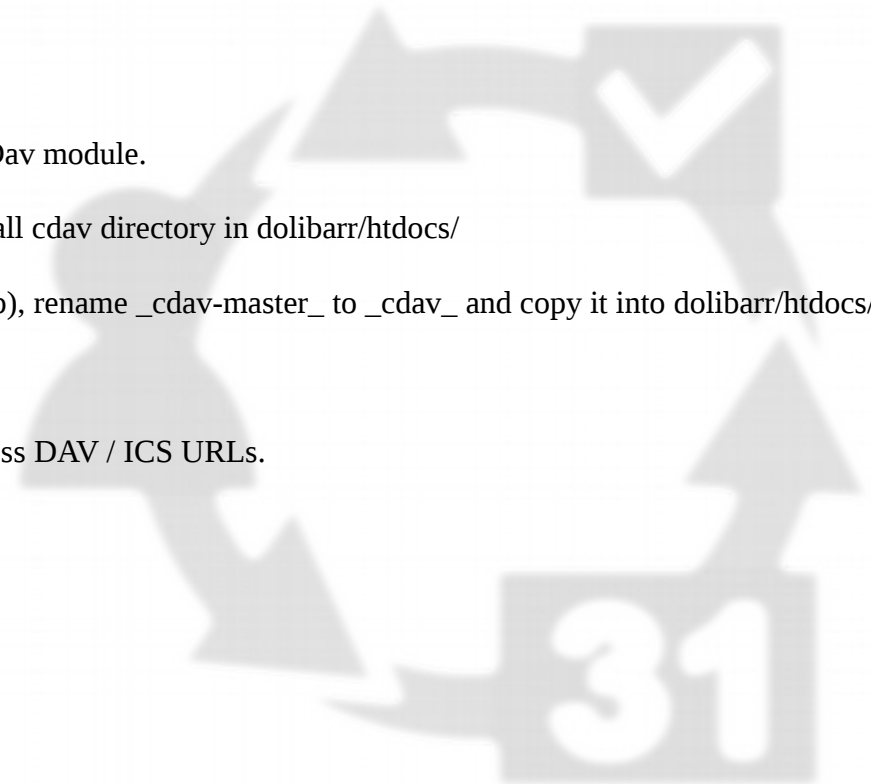
Use these URLs in your CardDAV or CalDAV client software.

## How to upgrade

\* Disable CDav module in Interfaces Modules list.

\* Unzip last version or `_git pull_` in dolibarr/htdocs/cdav

\* Enable CDav module in Modules list.



# DAV URLs

## For Thunderbird

[Thunderbird](https://www.mozilla.org/thunderbird/) (with [Lightning by Mozilla](https://addons.mozilla.org/thunderbird/addon/lightning/) and [TbSync by John Bieling https://addons.thunderbird.net/fr/thunderbird/addon/tbsync/])

`https://server.example.com/dolibarr/htdocs/cdav/server.php/calendars/<connected-user-login>/<calendar-user-id>-cal-<calendar-user-login>`

`https://server.example.com/dolibarr/htdocs/cdav/server.php/addressbooks/<connected-user-login>/default/`

## For DAVDroid

[DAVDroid](https://davidroid.bitfire.at/) can detect automatically address book and all existing calendars (if an event exists) with generic DAV URL :

`https://server.example.com/dolibarr/htdocs/cdav/`

You can use a tasks application to manage Dolibarr tasks (VTODO) on Android. DAVDroid is compatible with [OpenTasks] (https://github.com/dmfs/opentasks).

Be careful, if you use https, DAVDroid needs a valid SSL certificate, excluding auto-signed certificates.

## For iOS

iOS uses `_principals_` url to grab list of CalDAV or CardDAV resources :

```
https://server.example.com/dolibarr/htdocs/cdav/server.php/principals/<connected-user-login>
```

## WebDAV

Admin users can also access Dolibarr documents through WebDAV with WebDAV URL :

```
https://server.example.com/dolibarr/htdocs/cdav/server.php/documents/
```

## Troubleshooting

To test cdav module, you can use DAVDroid url `https://server.example.com/dolibarr/htdocs/cdav/` in a web browser. Error messages are clearer.

## Apache web server

Apache `*rewrite*` module is necessary if you use fcgi or php-fpm mode. In this case, `.htaccess` file in cdav module has to be read by Apache or reported in your Apache configuration.

```
SetEnvIf Authorization "(.*)" HTTP_AUTHORIZATION=$1
```

or

```
<IfModule mod_fastcgi.c>
<IfModule mod_rewrite.c>
RewriteEngine on
RewriteRule .* - [E=HTTP_AUTHORIZATION:%{HTTP:Authorization}]
</IfModule>
</IfModule>
```

It is recommended to *\*disable\** these Apache modules : *\*dav\** / *\*dav\_fs\** / *\*dav\_lock\**

## nginx web server

To solve authentication loop, add these directives to your nginx "location" rubrique :

```
fastcgi_param PHP_AUTH_USER $remote_user;  
fastcgi_param PHP_AUTH_PW $http_authorization;
```

or

```
fastcgi_pass_header Authorization;
```

## nginx reverse proxy

To solve authentication loop, add this directive to your nginx "location" rubrique :

```
proxy_pass_header Authorization;
```





# Suggestion

Combining Caldav module with Thunderbird on PC and few mobile apps, and you will obtain a simple but efficient solution to drive your tech teams !

## Thunderbird: 3 modules to install

- Lightning (by Mozilla Calendar Project)
- Provider for CalDAV & CardDAV (by John Bieling)
- TbSync (by John Bieling) and configure it :
  - Add CalDav/CardDav account, and got to Manual Configuration
  - Account name = lastname
  - CalDav server adress = <https://server.example.com/dolibarr/htdocs/custom/cdav/server.php>
  - CardDav server adress = <https://server.example.com/dolibarr/htdocs/custom/cdav/server.php>
  - User name = lastname
  - Password = 00000000

→ Using tasks **and** events sync, managers will be able to adapt employees agenda by drag-and-drop on their events from day to another ; user's colors (in Dolibarr) will be affected for their respective events ; tasks will be sync with new date or modif

## Android: install these 2 apps from store (e-g f-droid)

- DAVx5
  - add an “account using URL and username”

- URL : <https://server.example.com/dolibarr/htdocs/custom/cdav/server.php>
- Username = flastname
- Password = 00000000
- OpenTasks (Keep...)
  - Configure "Showed Lists" to select interesting users

→ Technicians will be coached with detailed tasks from day to day

